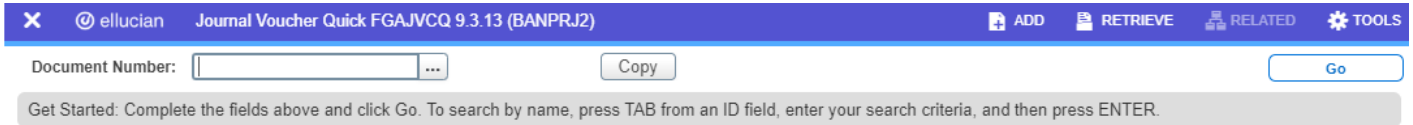
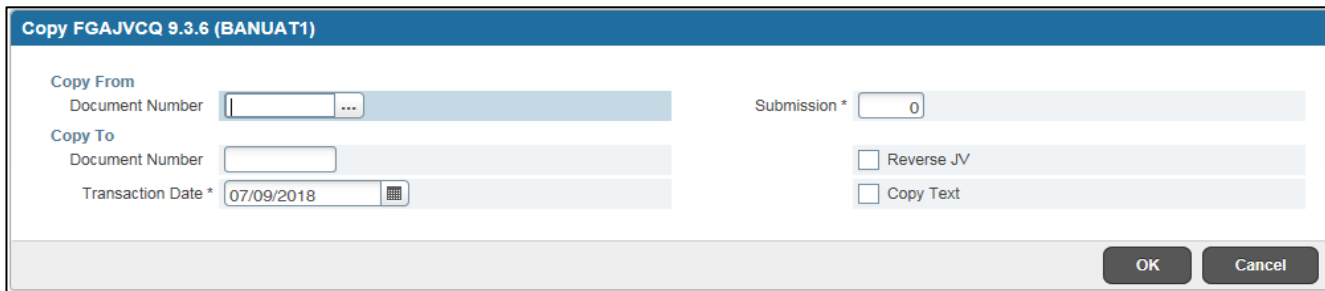


Access the **FGAJVCQ** or **FGAJVCD** page. Select **Copy**  next to the **Document Number** field.

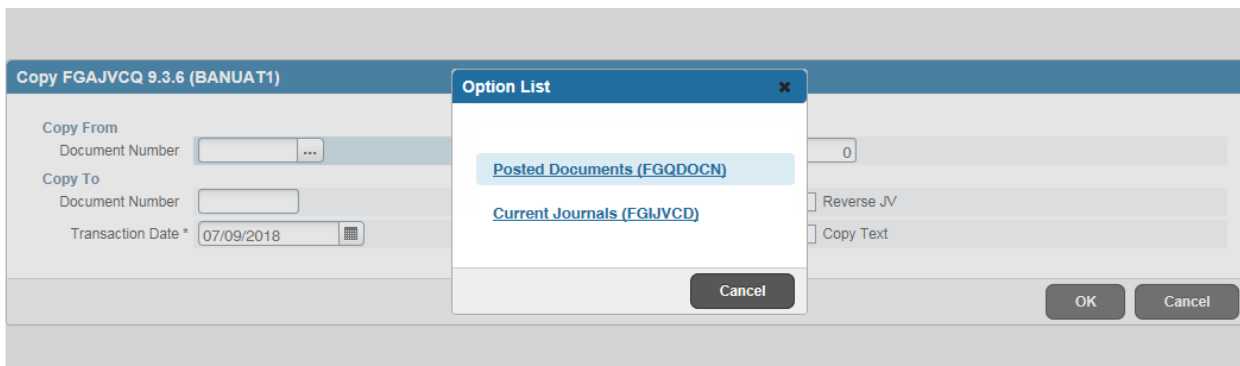


The **Copy** window will display:



In the **Copy From Document Number** field, enter the number of the journal entry or ID charge you wish to copy. If you are unsure of the number, there is a search available, as follows:

Select the **Look up** icon  next to the **Document Number** field.



You can choose to search in either the posted JVs listing (**Posted Documents (FGQDOCN)**) or the In Progress JVs listing (**Current Journals (FGIJVCD)**) by clicking on the appropriate list name.

Once you have found the JV you wish to copy, double-click on the document number to bring it into the **Copy** window.

Copy FGAJVCQ 9.3.6 (BANUAT1)

Copy From
Document Number: J0409607 ...
Submission *: 0

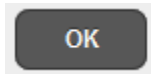
Copy To
Document Number:
Transaction Date *: 07/09/2018

Reverse JV
 Copy Text

OK Cancel

If you wish to also copy the text on the original JV, select the **Copy Text** box Copy Text at the bottom right of the Copy window.

Select **OK**.



The system will bring you back to the FGAJVCQ or FGAJVCD page with all information copied forward. Proceed with the document, changing any fields or text as required. Ensure that you Tab through all fields and records prior to completing the JV.