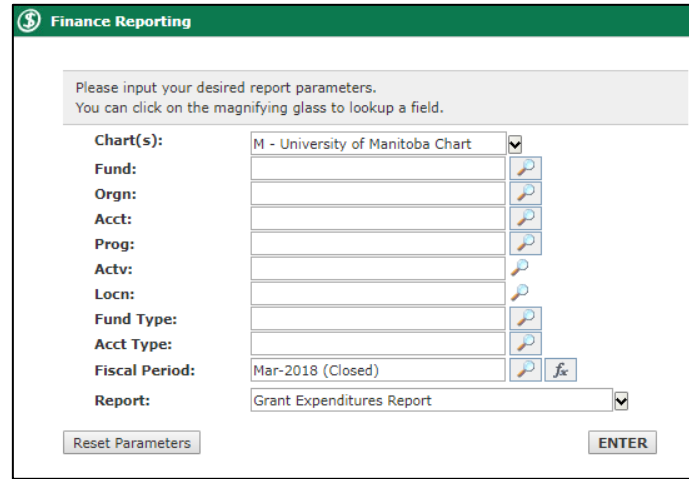
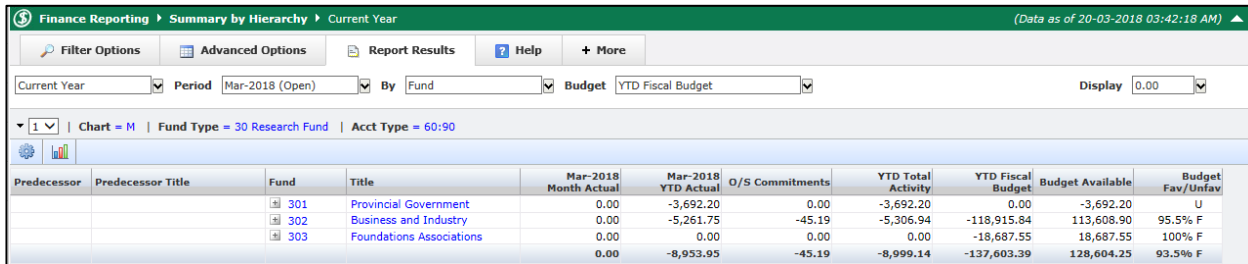


- In the Main Menu, leave the FOAPAL fields blank.
- From the Report drop down list, choose **Grant Expenditures Report**.
- Click **ENTER** to generate the report.

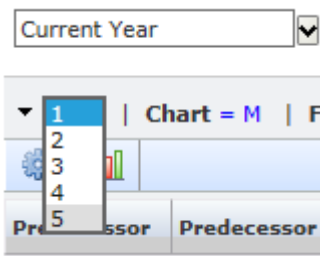


The report will display a *Summary by Hierarchy*.

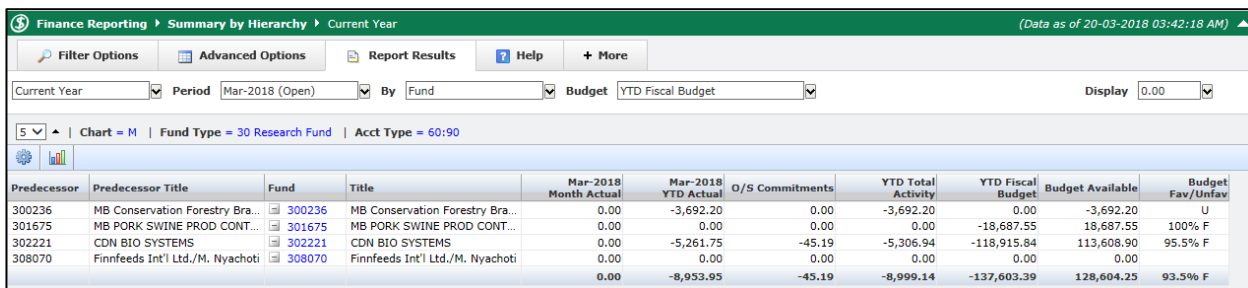


Predecessor	Predecessor Title	Fund	Title	Mar-2018 Month Actual	Mar-2018 YTD Actual	O/S Commitments	YTD Total Activity	YTD Fiscal Budget	Budget Available	Budget Fav/Unfav
		301	Provincial Government	0.00	-3,692.20	0.00	-3,692.20	0.00	-3,692.20	U
		302	Business and Industry	0.00	-5,261.75	-45.19	-5,306.94	-118,915.84	113,608.90	95.5% F
		303	Foundations Associations	0.00	0.00	0.00	0.00	-18,687.55	18,687.55	100% F
				0.00	-8,953.95	-45.19	-8,999.14	-137,603.39	128,604.25	93.5% F

To view further details, click on the drop down list of levels and select 5.



The report will expand to show the 6 digit Funds. Click on any Fund for further details on expenditures.



Predecessor	Predecessor Title	Fund	Title	Mar-2018 Month Actual	Mar-2018 YTD Actual	O/S Commitments	YTD Total Activity	YTD Fiscal Budget	Budget Available	Budget Fav/Unfav
300236	MB Conservation Forestry Bra...	300236	MB Conservation Forestry Bra...	0.00	-3,692.20	0.00	-3,692.20	0.00	-3,692.20	U
301675	MB PORK SWINE PROD CONT...	301675	MB PORK SWINE PROD CONT...	0.00	0.00	0.00	0.00	-18,687.55	18,687.55	100% F
302221	CDN BIO SYSTEMS	302221	CDN BIO SYSTEMS	0.00	-5,261.75	-45.19	-5,306.94	-118,915.84	113,608.90	95.5% F
308070	Finnfeeds Int'l Ltd./M. Nyachoti	308070	Finnfeeds Int'l Ltd./M. Nyachoti	0.00	0.00	0.00	0.00	0.00	0.00	
				0.00	-8,953.95	-45.19	-8,999.14	-137,603.39	128,604.25	93.5% F