

UNIVERSITY OF MANITOBA SECURITY SERVICES



SECURITY SERVICES MONTHLY JUNE 2019

PERSONAL SAFETY

Safety and security is everybody's responsibility

Generally Speaking, Winnipeg is a very safe place to live. Nonetheless, whether at home, on campus, or around the city, everyone should be aware and consider their personal safety

Safety Tips

- Plan to use the safest and most direct route when traveling to your destination. While on Campus, walk with a friend or consider contacting University of Manitoba Security Services for a **SAFEWALK / SAFERIDE**.
- When walking at night, walk in a well-lit area and avoid dark areas, isolated areas, alley ways, and places with low visibility.
- When walking, make sure that you are not wearing headphones or electronic devices that can distract you.
- Avoid being intoxicated or under the influence of drugs.
- When walking, appear confident and always be aware of your surroundings.
- When walking around city, be conscious of the weather and dress and prepare accordingly. Do not travel by foot unnecessarily during storms, especially if there is thunder and/or lightning.
- If it appears that you are followed or you feel threatened for any reason, immediately run away and scream and shout to attract attention. Be sure to immediately contact Security Services if on campus, or **911** if off campus.
- Do not carry an excessive amount of cash and ensure your personal belongings such as purse, backpack, and laptop are always close to you.
- When at home, ensure that your doors and windows are always locked including your vehicle doors to prevent someone from breaking in.
- On campus, avoid working alone.
- Ensure your bicycles are locked with a proper lock when not in use.



UNIVERSITY
OF MANITOBA

Security Services

SAFEWALK

CALL

24 HOURS PER DAY / 7 DAYS PER WEEK

FORT GARRY CAMPUS
204-474-9312

BANNATYNE CAMPUS
204-789-3330

#555 - Rogers Wireless & MTS Cell Phones Only

UNIVERSITY OF MANITOBA SECURITY SERVICES



GUARD TOUR STATISTICS – JUNE 2019



Every day, Security Services staff walks through University campus

Buildings scanning hundreds of checkpoints

Fort Garry Campus average of 20,000 Checkpoints Scanned

Bannatyne Campus average of 15,000 Checkpoints Scanned

SUSPICIOUS

It is important to Security Services that the university community is comfortable and feels safe when spending time on campus. Security Services responds to reports of suspicious people and vehicles on campus.

26 Responses to suspicious calls

SAFE WALK /SAFE RIDE

Safe Walk and Safe Ride is a free service in which Security Services staff will meet you and walk you or give a ride to/from your car, your class, your residence room, or a bus stop. If you don't feel comfortable walking on campus at night, Security Services would be happy to assist you.

46 Safe Walks / 8 Safe Rides

ACCESS

Every day Security Services helps students and staff that want to gain access into buildings or rooms. In order to assist these unscheduled door openings Security Services staff must interrupt their day-to-day operations.

153 Unscheduled Access Requests

MEDICAL EMERGENCIES

Security Services responds to all medical emergencies on campus. Sometimes Security Services staff are the first to respond to an emergency, other times they play a key role in guiding the emergency responders to the correct building and room.

5 Responses to Medical Emergencies

PARKING SERVICES

Security Services works closely with Parking Services at the University of Manitoba. Security Services, staff helped Parking Services in the following way:

Assisted - 3 Incidents

INSECURE ROOMS/BUILDINGS

Security Services checks all doors and documents all insecure doors while completing their Guard Tour rounds.

Fort Garry Campus - 8 Insecure

Bannatyne Campus - 1 Insecure

UNIVERSITY OF MANITOBA SECURITY SERVICES

FORT GARRY CAMPUS

JUNE 2019 INCIDENTS



THEFT

Date	Location	Incident
June 05	EITC E3	Attempted theft
June 11	University Centre	Theft of backpack
June 11	University College Res.	Theft of bike
June 13	ALC	Theft of backpack
June 13	Human Ecology	Belongings stolen from bicycle basket
June 14	ALC	Attempted theft of a bike
June 14	St Paul's College	Theft of bike
June 21	ALC	Theft of iPhone
June 23	Pembina Hall	Theft of bike
June 24	Lot N	Theft of bike
June 25	EITC E2	Theft of bike

HIGHWAY TRAFFIC ACT

Date	Location	Incident
June 17	On Campus	Reckless driving on campus

BREAK & ENTER

Date	Location	Incident
June 14	UM Cycle	Forced entry of kiosk/ bike stolen

UNIVERSITY OF MANITOBA SECURITY SERVICES

BANNATYNE CAMPUS

JUNE 2019 INCIDENTS



THEFT





Date	Location	Incident
June 11	Parkade Bannatyne	Theft of fire extinguisher
June 16	Brodie Centre	Theft of bike
June 24	Basic Medical Sci. BLDG	Theft of tools from a work site
June 25	Brodie Centre	Theft of bike

MISCHIEF

Date	Location	Incident
June 13	Parkade Bannatyne	Graffiti on wall



How to Lock Your Bike

-  Park your bike at a designated bike rack on campus
-  Place the U-lock around the frame and attach it directly to the bike rack
-  For additional security use a cable to secure the front and rear wheels as well as the fork.
-  Take anything easily removable like lights, cyclometers and seat bags with you when you leave